

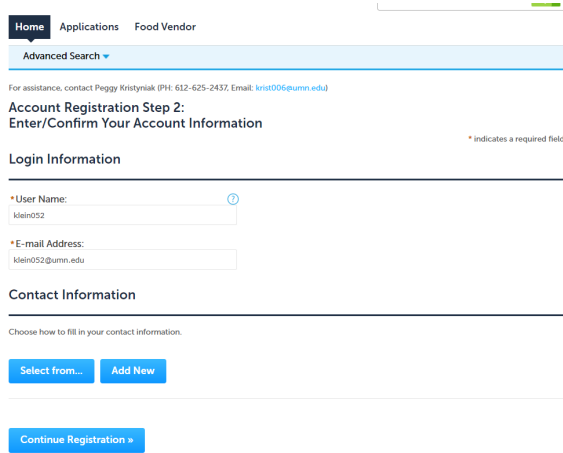
Quick Reference

BCD Permit Application System

Existing Account Registration

If you have an existing account in the BCD Permit Application system, you may be prompted to re-register your account. **YOU MUST USE EITHER CHROME OR FIREFOX.** Do not use Internet Explorer.

1. Click the **Register** button.



Home Applications Food Vendor

Advanced Search

For assistance, contact Peggy Kristyniak (PH: 612-625-2437; Email: krist006@umn.edu)

**Account Registration Step 2:
Enter/Confirm Your Account Information**

* indicates a required field.

Login Information

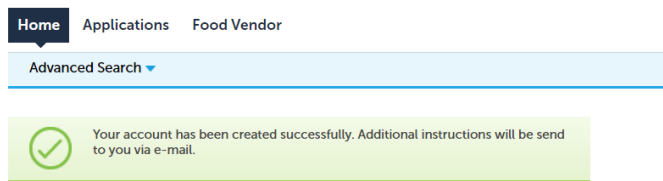
*User Name:

*E-mail Address:

Contact Information

Choose how to fill in your contact information.

2. Click the **Add New** button.
3. Select the Contact Type from the drop-down list and click the **Continue** button.
4. Enter all the required information and click the **Continue** button.
5. Click the **Continue Registration** button after seeing the message display that your contact information was entered successfully.

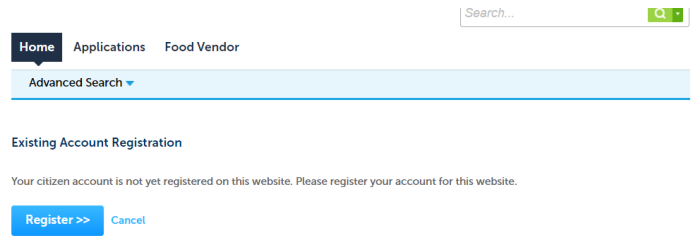


Home Applications Food Vendor

Advanced Search

Your account has been created successfully. Additional instructions will be send to you via e-mail.

You have successfully created an account with BCD.

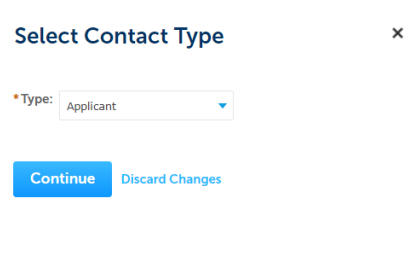


Home Applications Food Vendor

Advanced Search

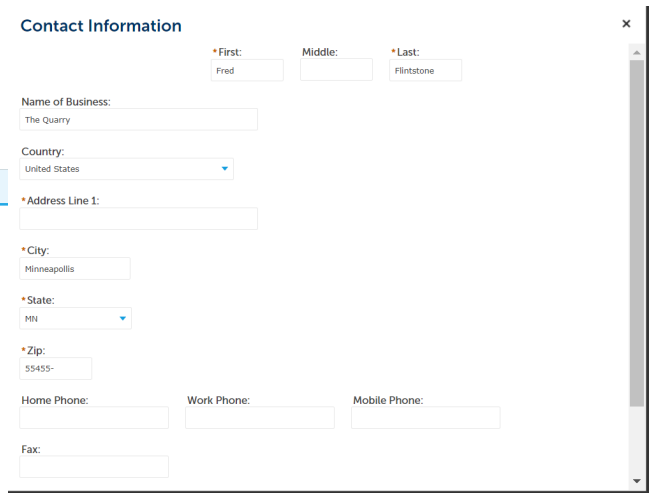
Existing Account Registration

Your citizen account is not yet registered on this website. Please register your account for this website.



Select Contact Type

*Type:



Contact Information

*First: Middle: *Last:

Name of Business:

Country:

*Address Line 1:

*City:

*State:

*Zip:

Home Phone: Work Phone: Mobile Phone:

Fax: